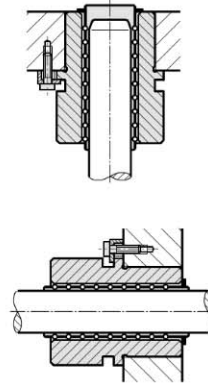
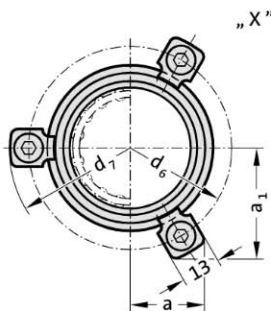
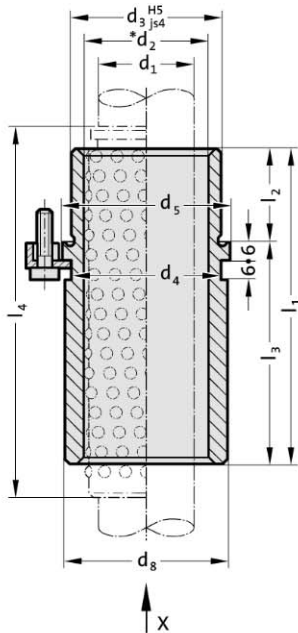




# Headed guide bush for ball bearing, ISO 9448-7

2081.44.

Mounting example



**Material:**

Tool steel, hardened 62 ± 2 HRC

**Execution:**

Bearing surfaces honed.

Diameter d<sub>3</sub> and collar face precision ground.

**Note:**

The attachment is with 3 Screw clamp, from Ø d<sub>1</sub> = 38 with 4 Screw clamp, which are included in delivery (Order No: 207.45 - Screw clamp incl. socket cap screw DIN 6912, Head Ø 13).

Notes on ball bearing type guides at the beginning of chapter D.

Preloading see pairing classification at the beginning of chapter D

Matching guide combinations, see selection matrix at the beginning of chapter D.

Ball guide capacity calculations at the end of chapter D.

Assembly guide lines / Dimensional requirements and tolerances at the end of chapter D.

**Tolerance range:**

yellow = .10

green = .20

red = .30

## 2081.44. Headed guide bush for ball bearing, ISO 9448-7

d <sub>1</sub>	19 20	24 25	30 32	38 40	48 50	60 63	80
d <sub>2</sub>	25 26	30 31	38 40	46 48	56 58	68 71	92
d <sub>3</sub>	32	40	48	58	70	85	105
d <sub>4</sub>	32	40	48	58	70	85	105
d <sub>5</sub>	40	48	56	66	80	95	118
d <sub>6</sub>	52	60	67	77	91	106	129
d <sub>7</sub>	64.7	72.7	79.7	89.7	103.7	118.7	141.7
d <sub>8</sub>	39	46	53	63	77	92	115
a	20.7	22.65	24.4	35.3	40.2	45.5	54.5
a <sub>1</sub>	30	33.4	36.4	35.3	40.2	45.5	54.5
l <sub>1</sub>	59	79	93	108	127	150	150
l <sub>2</sub>	23	23	30	37	47	60	60
l <sub>3</sub>	36	56	63	71	80	90	90
l <sub>4</sub> *	71	95	120	120	140	160	160

\*l<sub>4</sub> = Nominal ordering length of ball cage - preferred length

### Ordering Code (example):

Headed guide bush for ball bearing, ISO 9448-7	=2081.44.
Guide diameter d <sub>1</sub>	38 mm= 038.
Classification TOL	yellow = 10
Order No	=2081.44.038.10