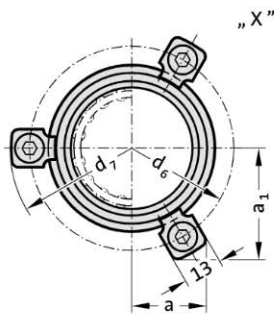
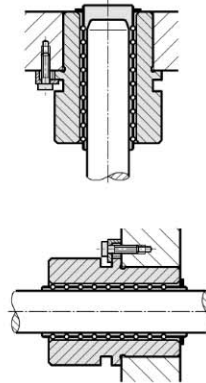
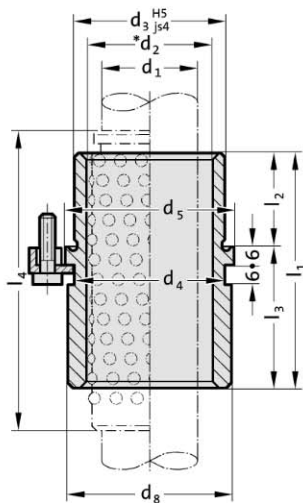




# Headed guide bush for ball bearing, ISO 9448-7

2081.46.

## Mounting example



### Material:

Tool steel, hardened  $62 \pm 2$  HRC

### Execution:

Bearing surfaces honed.

Diameter  $d_3$  and collar face precision ground.

### Note:

The attachment is with 3 Screw clamp, from  $\varnothing d_1 = 38$  with 4 Screw clamp, which are included in delivery (Order No: 207.45 - Screw clamp incl. socket cap screw DIN 6912, Head  $\varnothing 13$ ).

Notes on ball bearing type guides at the beginning of chapter D.

\*Preloading see pairing classification at the beginning of chapter D

Matching guide combinations, see selection matrix at the beginning of chapter D.

Ball guide capacity calculations at the end of chapter D.

Assembly guide lines / Dimensional requirements and tolerances at the end of chapter D.

### Tolerance range:

yellow = .10

green = .20

red = .30

## 2081.46. Headed guide bush for ball bearing, ISO 9448-7

$d_1$	19 20	24 25	30 32	38 40	48 50	60 63	80
$d_2$	25 26	30 31	38 40	46 48	56 58	68 71	92
$d_3$	32	40	48	58	70	85	105
$d_4$	32	40	48	58	70	85	105
$d_5$	40	48	56	66	80	95	118
$d_6$	52	60	67	77	91	106	129
$d_7$	64.7	72.7	79.7	89.7	103.7	118.7	141.7
$d_8$	39	46	53	63	77	92	115
$a$	20.7	22.65	24.4	35.3	40.2	45.5	54.5
$a_1$	30	33.4	36.4	35.3	40.2	45.5	54.5
$l_1$	43	59	75	82	97	116	120
$l_2$	23	23	30	37	47	60	60
$l_3$	20	36	45	45	50	56	60
$l_4^*$	56	71	95	105	120	140	140

\* $l_4$  = Nominal ordering length of ball cage - preferred length

### Ordering Code (example):

Headed guide bush for ball bearing, ISO 9448-7 =2081.46.

Guide diameter  $d_1$  38 mm= 038.

Classification TOL yellow= 10

Order No =2081.46.038.10