

# FIBRO

2441.14. 2441.15.

2450.

## Spring Accessories

### 2441.14. Threaded disc

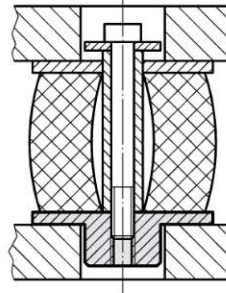
for FIBROFLEX®-/FIBROELAST®-Springs  
Material: St 60

Spring-∅	25	32	40	50	63	80	100
d <sub>1</sub>	32	40	50	60	78	98	120
d <sub>2</sub>	18	18	18	20	20	26	26
d <sub>3</sub>	M6	M8	M8	M10	M10	M12	M12
A/F	14	14	14	17	17	22	22
s	5	5	5	6	8	10	12

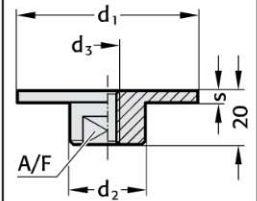
#### Ordering Code (example):

Threaded disc für FIBROFLEX®-Springs	= 2441.14.
Spring-∅ = 25 mm	= 025
Order No	= 2441.14.025

#### Mounting example:



### 2441.14.



### 2441.15. Threaded disc

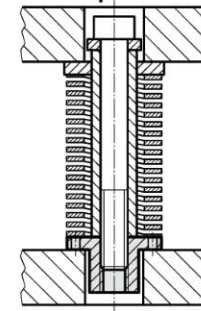
for helical Springs  
Material: Ck 45 heat treated

Spring-∅ d <sub>1</sub>	20	25	32	40	50
d <sub>2</sub>	10	12,5	16	20	25
d <sub>3</sub>	M6	M8	M10	M12	M16
d <sub>4</sub>	3,2	4,2	4,2	4,2	4,2
d <sub>5</sub>	14	20	25	30	40

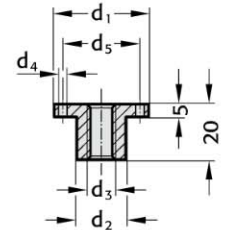
#### Ordering Code (example):

Threaded disc for helical Springs	= 2441.14.
Spring-∅ = 25 mm	= 025
Order No	= 2441.14.025

#### Mounting example:



### 2441.15.



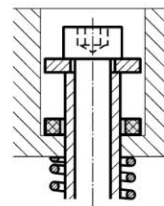
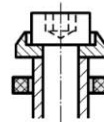
### 2450. Damping Discs Material: FIBROFLEX®

d <sub>1</sub>	10,5	6,4	11	13	8,5	14	15,5	12	10,5	13	14	17	18	22	21	13,5	25	18	23,5	21	26	17
d <sub>2</sub>	15	16	17	19	20	23	23	24	25	25	26	26	27	28	30	32	32	32	34	35	35	38
s	4	3	3	4	3	4	4	5	4	4	5	4	4	6	5	4	6	7	4	7	6	5

d <sub>1</sub>	21	13,5	32	27	31	37	32	17	26	37	32	17	37	42	21	21	27
d <sub>2</sub>	38	40	40	41	42	46	49	50	50	53	60	63	65	70	80	100	125
s	6	5	6	7	6	6	8	6	6	8	10	6	10	10	10	10	10

#### Ordering Code (example):

Damping Disc	= 2450.
Hardness Shore (90 Shore A = 6.)	= 6. (80 Shore A = 5.)
d <sub>1</sub> = 21 mm	= 21. (95 Shore A = 7.)
d <sub>2</sub> = 80 mm	= 080. on request
s = 10 mm	= 10
Order No	= 2450.6.21.080.10



### 2450.

