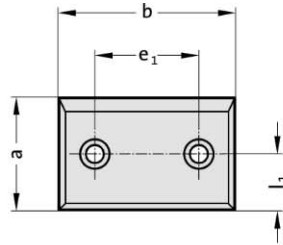


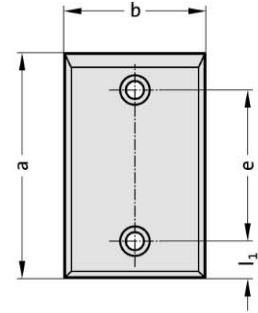


2960.87.

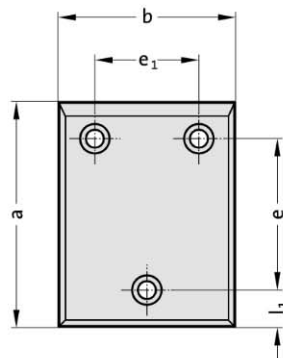
D



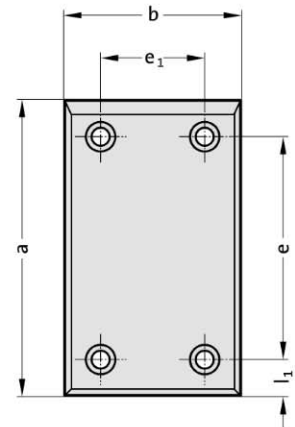
B



G



H



Material:

Steel, surface hardened

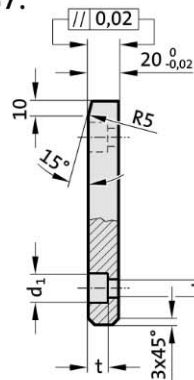
Note:

Screws not included.

Fixing:

Use socket cap screws DIN EN ISO 4762.

2960.87.





Sliding pad, Steel, VDI 3357

2960.87. Sliding pad, Steel, VDI 3357

Order No	Shape	b	a	l ₁	e	e ₁	d	d ₁	t	Number of screw holes
2960.87.050.080	B	50	80	25	30	-	9	15	9	2
2960.87.050.100	B	50	100	25	50	-	13.5	20	13	2
2960.87.050.125	B	50	125	25	75	-	13.5	20	13	2
2960.87.050.160	B	50	160	25	110	-	13.5	20	13	2
2960.87.050.200	B	50	200	25	150	-	13.5	20	13	2
2960.87.080.050	D	80	50	25	-	30	9	15	9	2
2960.87.080.080	B	80	80	25	30	-	13.5	20	13	2
2960.87.080.100	B	80	100	25	50	-	13.5	20	13	2
2960.87.080.125	B	80	125	25	75	-	13.5	20	13	2
2960.87.080.160	B	80	160	25	110	-	13.5	20	13	2
2960.87.080.200	B	80	200	25	150	-	13.5	20	13	2
2960.87.080.250	B	80	250	40	170	-	13.5	20	13	2
2960.87.080.315	B	80	315	40	235	-	13.5	20	13	2
2960.87.100.050	D	100	50	25	-	50	13.5	20	13	2
2960.87.100.080	D	100	80	40	-	50	13.5	20	13	2
2960.87.100.100	B	100	100	25	50	-	13.5	20	13	2
2960.87.100.125	B	100	125	25	75	-	13.5	20	13	2
2960.87.100.160	B	100	160	25	110	-	13.5	20	13	2
2960.87.100.200	B	100	200	25	150	-	13.5	20	13	2
2960.87.100.250	B	100	250	40	170	-	13.5	20	13	2
2960.87.100.315	B	100	315	40	235	-	13.5	20	13	2
2960.87.125.050	D	125	50	25	-	75	13.5	20	13	2
2960.87.125.080	D	125	80	40	-	75	13.5	20	13	2
2960.87.125.100	G	125	100	25	50	75	13.5	20	13	3
2960.87.125.125	G	125	125	25	75	75	13.5	20	13	3
2960.87.125.160	G	125	160	25	110	75	13.5	20	13	3
2960.87.125.200	G	125	200	25	150	75	13.5	20	13	3
2960.87.125.250	G	125	250	40	170	75	13.5	20	13	3
2960.87.125.315	G	125	315	40	235	75	13.5	20	13	3
2960.87.160.050	D	160	50	25	-	110	13.5	20	13	2
2960.87.160.080	D	160	80	40	-	110	13.5	20	13	2
2960.87.160.100	G	160	100	25	50	110	13.5	20	13	3
2960.87.160.125	G	160	125	25	75	110	13.5	20	13	3
2960.87.160.160	G	160	160	25	110	110	13.5	20	13	3
2960.87.160.200	G	160	200	25	150	110	13.5	20	13	3
2960.87.160.250	H	160	250	40	170	110	13.5	20	13	4
2960.87.160.315	H	160	315	40	235	110	13.5	20	13	4