

EJECTOR COMPONENTS


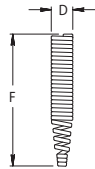
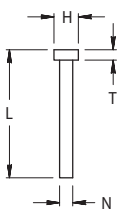


PUNCH EJECTOR COMPONENTS

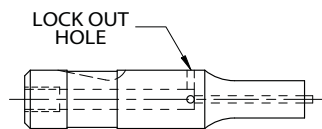
Ejector Punch Dimensional Specifications

SHANK DIA. D	EJECTOR SPECIFICATION	DRILL PIN HOLE	SIZE SPRING HOLE	SCREW SIZE	CROSS HOLE SIZE	PIN EXTENSION
5.0 SHOULDER	MAE 2	.64	2.18	M2.6	.81	.81±.25
6.0 ALL	MAE 3	.79	2.64	M3	.81	.81±.25
8.0 SHOULDER 10.0 BALL-LOCK	MAE 4	1.17	3.45	M4	1.57	1.57±.38
10.0 SHOULDER 13.0 ALL 16.0 BALL-LOCK	MAE 5	1.58	4.37	M5	1.57	1.57±.38
16.0 SHOULDER 20.0 ALL 25.0 ALL 32.0 ALL 40.0 ALL	MAE 6	2.36	5.18	M6	1.57 — —	1.57±.38
CONSULT FACTORY	MAE 12	3.18	7.13	M8 X 1.25	—	

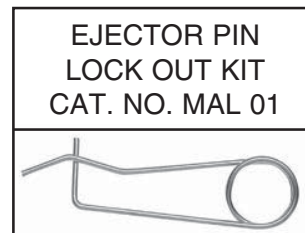
Ejector Component Specifications

PART DESCRIPTION	SPEC. DESCRIPTION	MAE 2	MAE 3	MAE 4	MAE 5	MAE 6	MAE 12
SET SCREW 	THREAD SIZE "T"	M2.6	M3	M4	M5	M6	M8
	LENGTH "L"	5.0	5.0	5.0	5.0	6.0	6.0
SPRING 	DIAMETER "D" $\begin{matrix} +.0 \\ -.25 \end{matrix}$	1.98	2.38	3.30	4.16	5.05	6.86
	FREE-LENGTH "F" $\begin{matrix} +1.5 \\ -0 \end{matrix}$	60.4	60.4	81.0	81.0	81.0	81.0
	PRESSURE (3.0 PRE-LOAD)	2.22	3.34	4.45	6.67	8.9	8.9
PIN 	BODY DIAMETER "N" ±.025	.48	.69	1.04	1.47	2.26	3.05
	LENGTH "L" $\begin{matrix} +1.5 \\ -0 \end{matrix}$	35.0	35.0	49.3	49.3	63.5	76.20
	HEAD DIAMETER "H" +.025	1.20	1.98	2.39	3.18	4.01	4.75
	HEAD THICKNESS "T" ±.13	.81	1.17	1.57	1.57	2.39	2.39

CATALOG NUMBERS			
ASSEMBLY	PIN	SPRING	SCREW
MAE 2	MAE 2P	MAE 2S	MAE 2C
MAE 3	MAE 3P	MAE 3S	MAE 3C
MAE 4	MAE 4P	MAE 4S	MAE 4C
MAE 5	MAE 5P	MAE 5S	MAE 5C
MAE 6	MAE 6P	MAE 6S	MAE 6C
MAE 12	MAE 12P	MAE 12S	MAE 12C



Note: Not available on shank diameters of 32mm and above, shoulder and ball lock.



Set includes 12 pcs. of each size.